THE MAYNOR First School

Knowledge and Creativity

YEAR 2 – Week 8

Home Learning Pack

Endeavour Schools Trust

Day 1	Day 2	Day 3
English	**English** **World Book Day!**	**English**
Main focus: Sorting facts Let's read a new information text about wolves. This is called a non-fiction report. How is this text organised? What features can you spot? - Heading - Subheading - Photos/ images - Captions - Did you know? - Fun facts Follow up reading task: Can you pick out facts from the text and sort into groups? Which facts are the most interesting for the reader? I know… I bet you didn't know… You'll never believe this but… **WATCH YOUR YEAR 2 TEACHER'S TAPESTRY VIDEO FOR SUPPORT.**	Watch the assembly with Mrs Dunstan on Tapestry. **The Vaynor Masked Reader Competition** Some of the teachers have read the story the Wonkey Donkey by Craig Smith. They have disguised their voices and their faces. Watch the video of The Vaynor Masked Reader. After you have watched the video, please complete the grid and predict which teacher is behind the mask. **Main focus: Setting description** Watch the video of the book: The Journey – Aaron Becker The YouTube link for the book is: https://www.youtube.com/watch?v=DRsmuveKWuk Imagine that you had a pen that could be used to draw and create a magic door like the girl from our story. What would your door	**Main focus: Using sentence openers to engage the reader** Can you use these sentence openers to write some interesting facts about wolves? I bet you didn't know… Let me tell you about…. Are you aware… Can you apply your knowledge of conjunctions and don't forget if you're describing a body part you need to use a possessive apostrophe? E.g. I bet you didn't know that a **wolf's** sense of smell…. **WATCH YOUR YEAR 2 TEACHER'S TAPESTRY VIDEO FOR SUPPORT.**

	look like? Where would it take you? Draw a picture of your door and then a picture of the place you would end up in when you go through it. Is it magical or mysterious? Does it send you to a different planet or country? You may have images from other books in your mind that you want to use or just pictures from your imagination! Write a setting description of the land beyond your magic door. Remember to use those expanded noun phrases to really paint a picture in the mind of the reader. **WATCH YOUR YEAR 2 TEACHER'S TAPESTRY VIDEO FOR SUPPORT**	

Maths	Maths	Maths
Measures – Weight Lesson 1 We are continuing our measures topic but starting to look at weight. Today, we are reading scales. Like a ruler tells us the length of something, scales tell us the weight. **Task 1:** Look carefully at the balancing scales and use the word bank to complete the sentences **Task 2:** Look at each set of scales and write down the weight of each object. Work out what the numbers are going up in on each scale. **Task 3:** Can you solve Merlin's tricky challenge? **WATCH YOUR YEAR 2 TEACHER'S TAPESTRY VIDEO FOR SUPPORT.**	**Continue with World Book Day activities**	**Measures – Weight Lesson 2** Each picture has balancing scales. On one side there is an object and on the other, there are weights. When the scales are balanced, it tells you the weight of the objects. Work through the questions adding up the weights to find the total mass of each object. **Use your times tables if the same number repeats itself or start with the biggest weight and keep adding, to help.** When you get the question 11, you can use the same weights twice to help find another way. **WATCH YOUR YEAR 2 TEACHER'S TAPESTRY VIDEO FOR SUPPORT.**

Reading and Phonics	Reading and Phonics	Reading and Phonics
Phonics:/Spelling: - Common Exception Words Choose a game on the website below – beat the clock, spelling snowball or wordsearch small and see how many common exception words you can spell. https://www.spellzone.com/word_lists/games-259517.htm Complete the word search in your pack. Can you find all the common exception words? **Reading:** **Vocabulary lesson:** In non-fiction books they have a glossary page at the back which explain key vocabulary discussed in the text. Can you match the vocabulary with the definition? (Explains what each word means). Remember to read the text again to help you if you get stuck.	**Phonics/Spelling:-** Common Exception Words Play the read and roll game in your packs. Roll a dice or if you haven't a dice cut up pieces of paper with numbers 1-6 on. The number you roll or choose, is the number you look at in table. Then just choose a word on that number line. The person to cross off the most words is the winner. How many common exception words can you read? **Reading** **Book scavenger hunt** For World Book Day, how many books can you read today? Why not snuggle up with your favourite book. Complete the scavenger book hunt sheet. If you don't have the books you can always think of the books you have read.	**Phonics/Spelling:-** Common Exception Words Look, write, cover, say check a selection of common exception words. Complete the cloze procedure activity. Choose the correct common exception word to fill in the blanks. Write your own sentences using some of the common exception words. **Reading:** **Subheading lesson: Where would each fact be written?** Subheadings are used to group information. Look at the given subheadings. Sort the sentences (facts) under the correct subheading. **Challenge:** What would the subheading be for this paragraph of information?

Topic		
Lesson 1: Science **Food Chains.** Recap the difference between herbivores, carnivores and omnivores. Learn what a food chain is on Education City. Log in and copy and paste the link below: https://go.educationcity.com/content/index/35110/4/3/6/null/null/false/false/null/0 Education City activity: Play 'Eating Habits' on Education City and then complete the sheet in your packs. Challenge: Complete 'The Huntress' sheet. Producer – begins the food chain Prey – Eats the producer but also gets eaten. Predator – end of the food chain. Doesn't get eaten by anyone.	**Lesson 2:** **World Book Day** Free choice of World Book Day Crafts: • Make a bookmark • Design a mask of your favourite character • Make some finger puppets • Design your own book front covers **Upload any of your WBD work onto Tapestry for your teachers to have a look at.**	**Lesson 3: Wellbeing** **Acts of kindness.** Helping others is great to help us feel happy. It also makes the people around us feel happy and loved. Every day think of at least one act of kindness and record it on your sheet. Offer a hug to someone Try to think of your own acts of kindness

PE activities: Choose 1 to do a day to keep yourself fit and active **Cosmic kids- https://www.cosmickids.com/** **Kidz bop dancing: https://kidzbop.co.uk/** **Super movers-** https://www.bbc.co.uk/teach/supermovers/ks1-maths-number-bonds-with-martin-dougan/zf6cpg8 **Just dance kids on YouTube-** https://www.youtube.com/watch?v=f3XyYOLfTU4 **Go noodle- dances on YouTube-** https://www.youtube.com/watch?v=KhfkYzUwYFk **Yoga-** https://www.youtube.com/watch?v=4q252Wnp4oM		
Continuous Learning: • Read with adult- books from home or https://www.oxfordowl.co.uk/for-home/find-a-book/library-page/ • TT Rockstars/Leapfrog practise- use your login to practice your times tables https://ttrockstars.com/ • Maths- number facts- https://www.topmarks.co.uk/maths-games/hit-the-button • Handwriting- https://www.ictgames.com/mobilePage/skyWriter/index.html • Spelling practise- https://www.ictgames.com/littleBirdSpelling/ Practice your year 1 and 2 common exception word spellings • Phonics- practise your phase 3 and 5 phonics sounds https://www.ictgames.com/mobilePage/soundSayer/index.html https://www.phonicsplay.co.uk/resources/phase/5		

Day 1 English.

Wild Wolves

Have you ever asked yourself, is a wolf really bad? Well let me tell you all about these wild mammals. You will not believe these amazing facts! Please read on to find out more…

What is a wolf?

Wolves are part of the 'canine' group of animals. This means they are part of the same family as pet dogs; however, dogs are domestic animals. This means they are tame and kept by humans, but wolves are wild dogs. They can grow to be 6ft in length that is the same size as a double bed! I bet you didn't know that an average wolf weighs the same as 45 bags of sugar!

What do they eat?

Did you know wolves are at the top of the food chain, with their only threat being human hunters (for fur coats)? Wolves are carnivores, which means they eat meat. Wolves like to hunt for larger prey such as deer but will eat smaller prey such as rabbits.

Another amazing fact is that wolves hunt in packs by stalking and attacking their prey. I bet you didn't know that the most dominant wolf (Alpha) will eat first and the others have to wait until he or she is finished. A wolf may eat only once in four days and can go as long as 2 weeks without a meal! Could you last 2 weeks without eating?

Wolves are a nocturnal animal which means they tend to hunt at night and sleep during the day. Wolves are excellent hunters and can run at speeds of up to 35mph when chasing their prey. Wow, that is as fast as a car going past Vaynor First School!

A wolf's mouth

A wolf's mouth contains 42 powerful and extremely sharp teeth! Luckily, it doesn't usually eat people it only likes to hunt for its prey (rabbits, hares or deer to name a few). Since wolves have strong and steady jaws with special, sharp teeth, they leave very little of their prey left. In other words, they eat all their dinner up and don't waste much! Even the bones!

Wolf Wonder fact 1*- I bet you didn't know a wolf can eat up to 9kg in one meal alone. This includes the bones, fur and meat. This would be like a human eating 100 burgers in one go! They need a long rest after eating so much food in their den.*

Pack life

Wolves like to live in family groups. These family groups are called 'packs'. There are usually about 6 wolves in these packs but sometimes there can be as many as 30 wolves. The strongest male and female pairing lead the pack and are known as 'alphas'. These are the only wolves in the pack to have babies (called pups). However, all the wolves in the pack are responsible for looking after and caring for the pups.

Wolf wonder fact 2: *A wolf's howl is a method of communication that is the loudest when in harmony with other wolves. A single wolf's howl can be heard up to 6 miles away! I bet you didn't know that each wolf's howl is different so they can tell who is who. They need to be able to howl as they can travel up to 12 miles in a day and howl to let others know where they are.*

Day 1 English

Today we would like you to read this non-chronological report about wolves. What features can you spot?

Feature of a non-chronological report	*Checklist*
Heading	
Introduction	
Subheading	
Questions	
Facts	
Photographs	
Caption	
Fun facts/ Did you know.. ?	

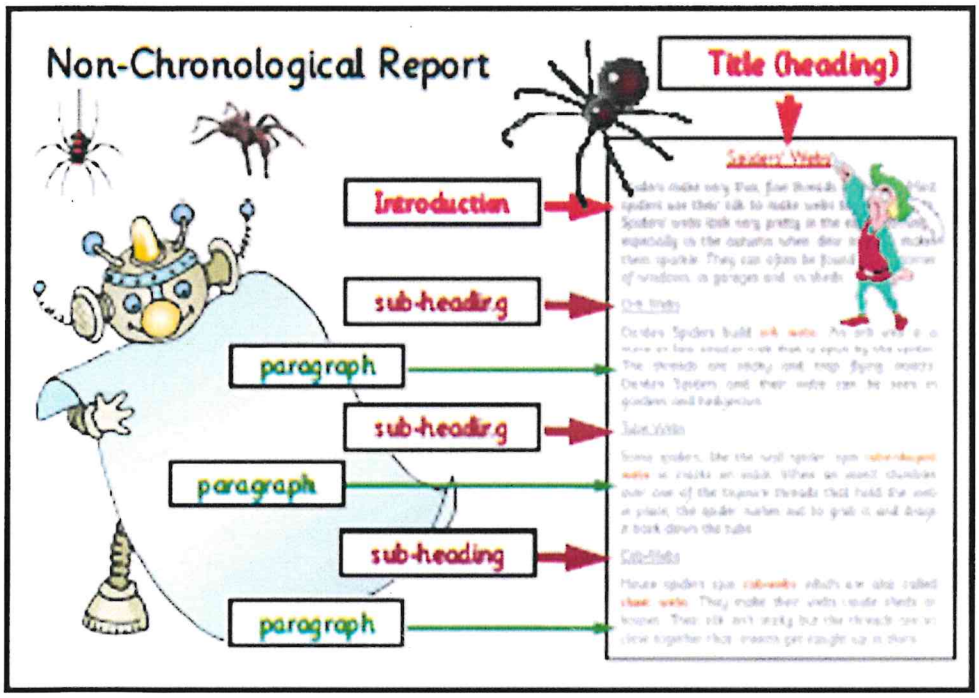

Task 1: sort the facts into these groups

I know...
I bet you didn't know...
You definitely won't know this...

Day 1 English - to cut and stick into the table.

A wolf's hearing is twenty times better than a human. This helps the animal to be able to hunt for its prey.	A wolf's howl is a method of communication that is the loudest when in harmony with other wolves. A single wolf's howl can be heard up to 6 miles away!
The strongest male and female pairing lead the pack and are known as 'alphas'. These are the only wolves in the pack to have babies (called pups). However, all the wolves in the pack are responsible for looking after and caring for the pups.	Wolves are nocturnal which means they tend to hunt at night and sleep during the day. Wolves are excellent hunters and can run at speeds of up to 35mph when chasing their prey. Wow, that is as fast as a car going past our school!
Wolves live in packs of up to 20. They live all over the world and can survive in hot and cold places like deserts and the North Pole.	Wolves are the largest members of the dog family.
Wolves are mammals because they have fur, and they are warm blooded.	Wolves hunt in packs looking for their prey. The alpha wolves eat first and the others must wait.
A wolf can eat up to 9kg in one meal alone. This includes the bones, fur and meat. This would be like a human eating 100 burgers in one go!	Wolves are carnivores, which means they eat meat. Wolves, generally prefer larger prey such as deer but will eat rabbits.
Wolves are excellent swimmers, their paws are slightly webbed so they can push through the water easily	I bet you didn't know that when a baby pup is born, they are blind and deaf. They are born underground in a den and are looked after by the adult wolves.
Wolves have 42 powerful teeth in their jaws so they can hunt their prey.	Wolves run on their toes, which helps them to stop and turn quickly! They can run as fast as 35 mile per hour but they get tired easily so can only run this fast for 5 minutes!

Cut and stick these facts or you can sort them into the groups. They might fit into more than one group.

Day 1 Maths – Reading Scales

Task 1: Look carefully at the scales. What do you notice? Use the word bank below to complete each sentence.

Word bank	
heavier	lighter
weigh the same	

1. The apple is _____ than the cherries.

2. The cube _____ as the cylinder.

3. The pencil is _____ than the rubber.

Task 2: Read each scale carefully and write how much each item weighs.

Top Tip: Check the what the numbers are going up in one each scale!

4.

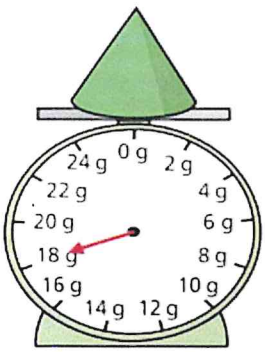

g

6.

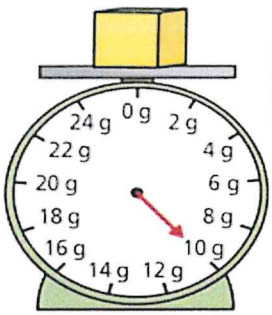

g

5.

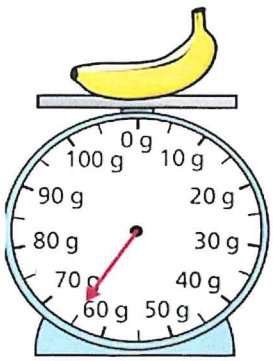

g

7.

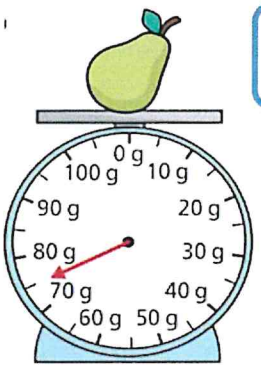

g

8.



g

9.



g

10. Put these items in order from lightest to heaviest:

A B C

Lightest: _____

Next: _____

Heaviest: _____

Merlin Time:

Which is heavier, the red or green beanbag? Explain your brain below:





_____

_____

Phonics Day 1

Common Exception Words

a	f	t	e	r	b	g	h	b
g	n	o	p	q	e	s	t	a
a	b	y	b	c	a	e	f	t
i	e	u	n	o	u	s	d	h
n	h	y	s	a	t	u	l	k
i	i	k	l	y	i	a	z	a
u	n	w	x	y	f	c	h	e
g	d	i	j	k	u	e	c	r
b	o	t	h	w	l	b	z	b

after	bath	behind	busy
again	beautiful	both	
any	because	break	

Day 1 Reading

Can you complete the glossary of vocabulary associated with wolves?
Cut and stick the word next to the definition.

alpha	*This is the long nose of the animal. A wolf's snout is longer than a dog's snout.*
snout	*The most dominant wolf in the pack. This means they are in charge! They get to eat first and the others back down to them.*
den	*A shelter, often a small cave or hole dug out of the ground, to protect the mother wolf and her young pups.*
wild	*An animal that lives by hunting and eating other animals.*
predator	*An animal that hunts and eats meat. They hunt for animals such as rabbits, squirrels and deer.*
pack	*A family of wolves that lives and works together to hunt for food and take care of the pups. It usually is made up of a male and female parent and their children.*
carnivore	*This is when an animal lives in its natural habitat. It lives in the wild by hunting and making its own home.*
pup	*This is the noise that a wolf makes to communicate to its pack.*
howl	*This is a baby wolf which is born in a litter. When they are born, they are blind and deaf.*

Day 1 Science: Food chains

All living things need **food** to live. They need food to give them **energy** so that they can do things like grow and move.

Green plants make their own food using sunlight, water and air.



Herbivores get their food from eating **plants**.



How many of each types of animal can you think of?

Carnivores get their food from eating other **animals**.



Omnivores get their food from eating some **plants** and some other **animals**.

A **food chain** shows how each animal gets its food. Food chains are one of the ways that living things depend on each other to stay alive.



What Is a Food Chain?

Each food chain starts with a green plant. Green plants are called **producers** because they **produce** their own food.



All animals are called **consumers** because they **consume** their food by eating plants and other animals.



Animals that eat other animals are called **predators.** The animals that they eat are called **prey.**



Learn about food chains by watching the learn screen called 'Eating Habits'.

Play the game 'Eating Habits' and complete the sheet in your pack.

Challenge: Complete 'The Huntress' sheet.

Eating Habits
Activity Sheet

Day 1 - Science

EducationCity.com

Name: Class:

Choose from the animals or plants to fill in the gaps in the following food chains.

caterpillar


sea lion


grass


flower


bird

→  →
cow human

→ → 
butterfly bird

→ →
berries fox

→  →
rabbit fox

→ → 
leaves mouse

→ 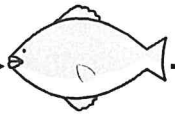 →
algae fish

Make your own food chains.

1

→ →

2

→ →

The Huntress
Activity Sheet

Day 1-Science.

EducationCity.com

Name: _____ Class: _____

In the food chains below label the producer, prey and predator.
One has been done for you.

algae
producer

waterbeatle
prey

swan
predator

shrew

nuts

snake

thrush

greenfly

lettuce

rabbit

owl

grass

Now choose from these animals or plants to fill in the gaps in the following food chains.
Draw and label.

bullfinch

snake

slug

berries

_____

fox

grass

grasshopper

_____

WEEK 8 – DAY 2 - THURSDAY – WORLD BOOK DAY

CHARACTER	I THINK THIS IS…
1. The Masked Reader	
2. banana	
3. cabbage face	
4. cherry tomato	
5. bratz doll	
6. monkey banana	
7. egg face	
8. tortilla dip	
9. tiger	
10. goldfish	
11. happy sheep	
12. ferrero	
13. alpaca	
14. cute doggy	
15. squirrel	
16. barbie love	
17. lion	
18. piggy	

WEEK 8 – DAY 2 - THURSDAY – WORLD BOOK DAY



I THINK THIS IS…
Mrs Oakley =
Mrs Colcombe =
Miss Sparkes=
Mr Wood =
Miss Heath =
Miss Joshi =
Mrs Downing =
Miss Cresswell =
Mrs Hughes =
Mrs Dunstan =
Mrs Turton =
Miss Thomas =
Mrs Rhodes =
Mr Walker =
Mrs Duggan =
Mrs Williams =
Miss Foxley =

World Book Day 2021

This year we are going to be learning about the book – The Journey- Aaron Becker



Look at the front cover and make some predictions before watching the video. Then watch the video of the book: The Journey – Aaron Becker

The YouTube link for the book is:
https://www.youtube.com/watch?v=DRsmuveKWuk

What does the Front cover tell you?

- Who is in the boat?
- Where are they going?
- Who might live in the castle?
- Where is it set?
- Would you like to go there?
- What might the character be feeling?





What is behind your special door?

Task 1: *Imagine that you had a pen that could be used to draw and create a* ***magic door*** *like the girl from our story. What would your door look like? Where would it take you? Draw a picture of your door and then a picture of the place you would end up in when you go through it. Is it magical, squishy, strange, mysterious? You may have images from other books in your mind that you want to use or just pictures from your imagination! Write a setting description of the land beyond your magic door. Remember to use those expanded noun phrases to really paint a picture in the mind of the reader.*

Where would your MAGIC DOOR lead?

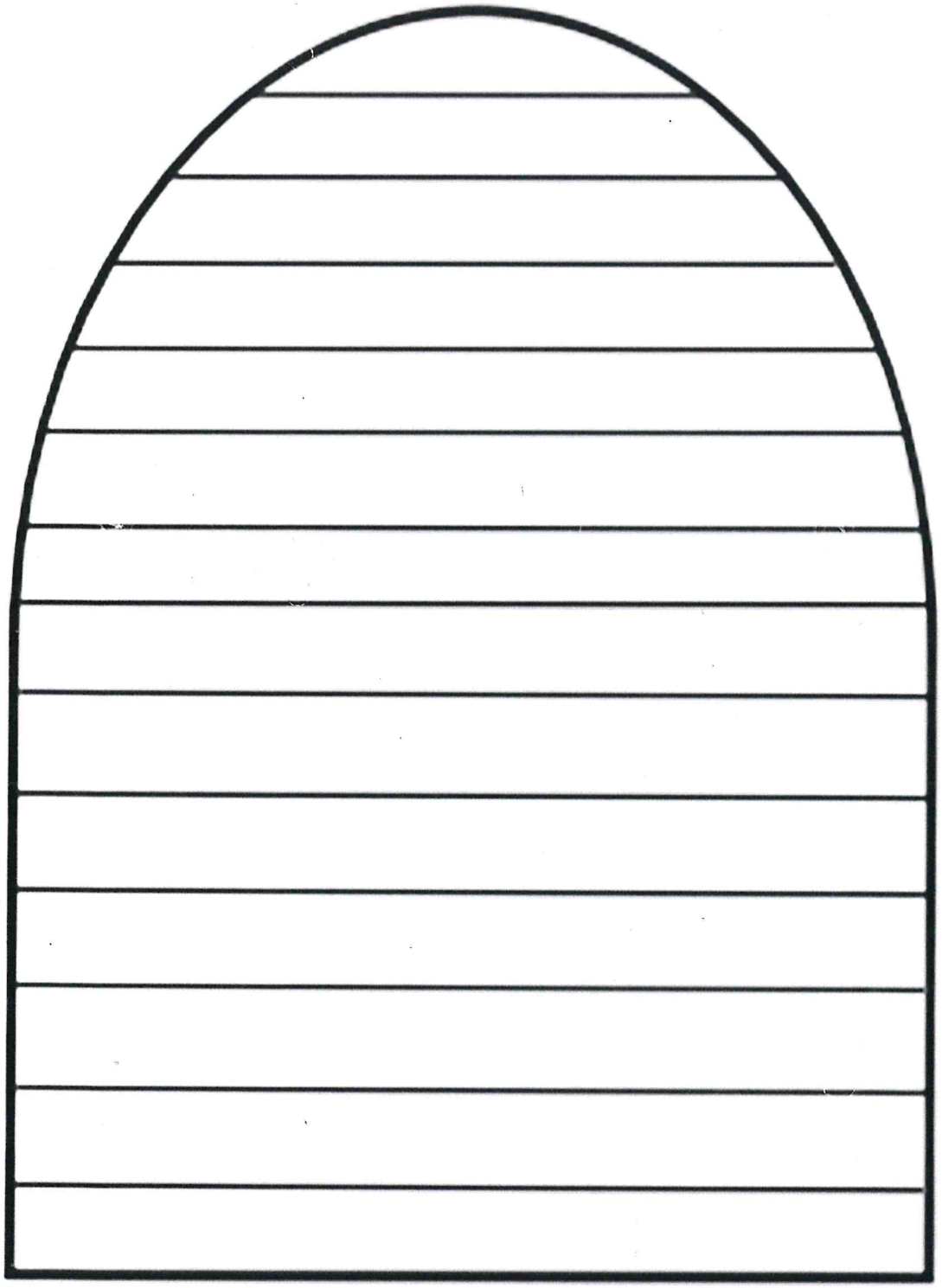

Task 2: make a model of your magic door world

What will you make?

Where will your door take you?

Who might you meet?

Task 3: Scavenger hunt

BOOK SCAVENGER HUNT #1

Search your bookcase or library to find:

A book that makes you laugh

A fairy-tale book...

A non-fiction book



A fun book to read aloud

A book featuring a favourite character

A book about friendship

A book by a favourite author or illustrator

A book without words

Day 2 Reading- World Book Day

Where would your MAGIC DOOR lead?

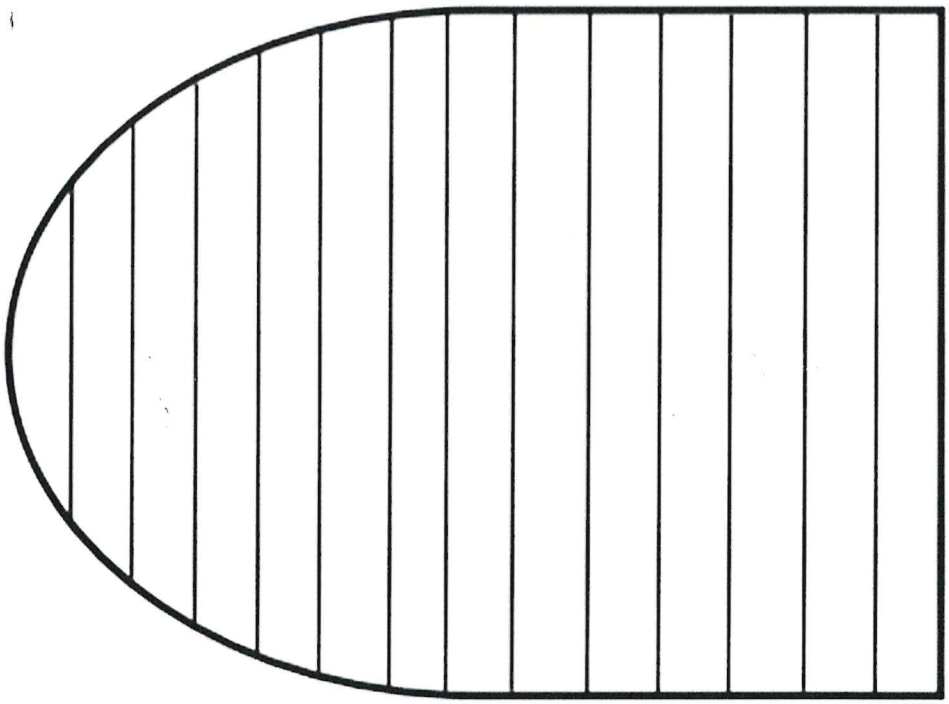

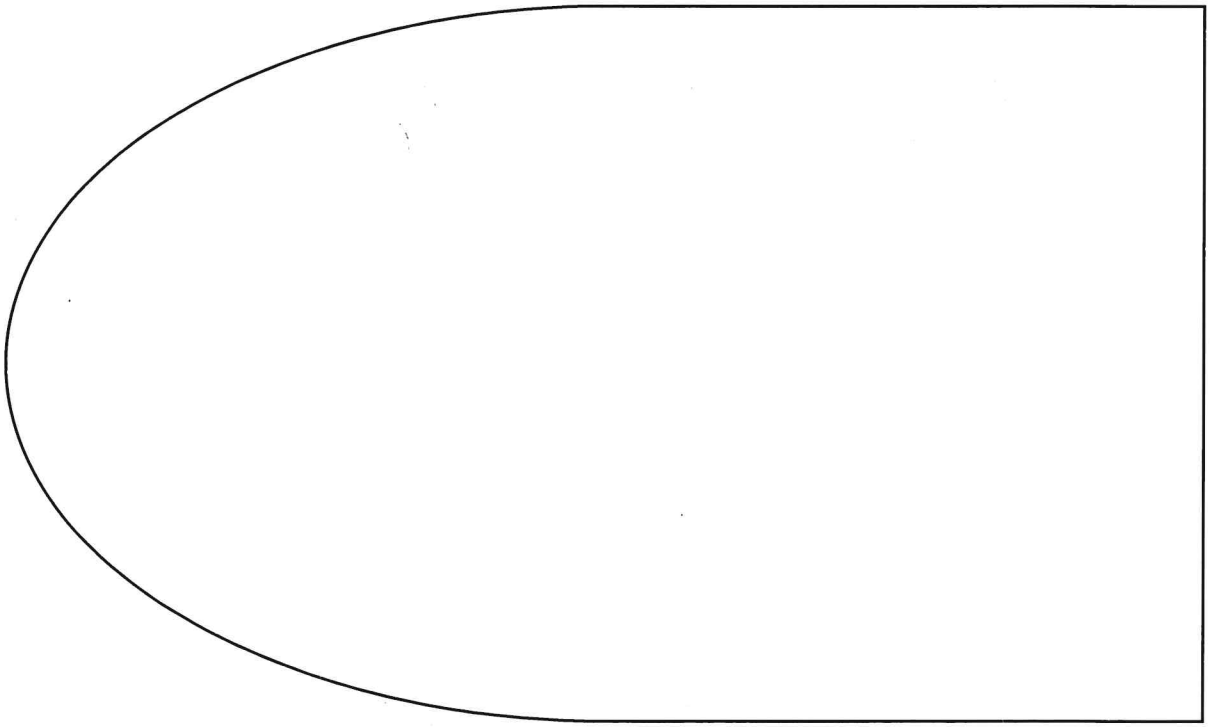

Phonics Day 2

Roll and Read

Common Exception Words

	class	grass	pass	plant	hour
	of	is	says	are	was
	sure	sugar	eye	who	whole
	his	has	you	your	said
	clothes	busy	people	water	again
	were	here	there	where	today

twinkl visit twinkl.com

Task 4: free choice world book day crafts

Make an Animal Page Corner Bookmark

You will need:

- bookmark template
- glue
- scissors

Make an animal page corner bookmark and never lose your place in a book again.

Neatly, cut round the edge of the square template.

Fold the paper in half, using fold line one, to make a triangle – you should be able to see the animal's face once you've done this.

Turn the triangle over to the side showing fold lines two, three and four. The top corner should be pointing away from you.

Fold along fold line two, matching up the corners, so that you can see one half of the animal's face. Repeat with fold line three so you can now see the whole face.

Unfold these two halves of the face to show fold lines two, three and four again. Using fold line four, fold the top corner of the paper down (top layer of paper only) so it touches the bottom edge of the paper.

Use fold line two to refold the paper again but this time tuck the blank section down the back of the face design. Do this again for fold line three.

Cut out the extra detail from the template page and stick it inside the pocket section of the bookmark.

Top Tip: Make sure glue has fully dried before using it in a book.

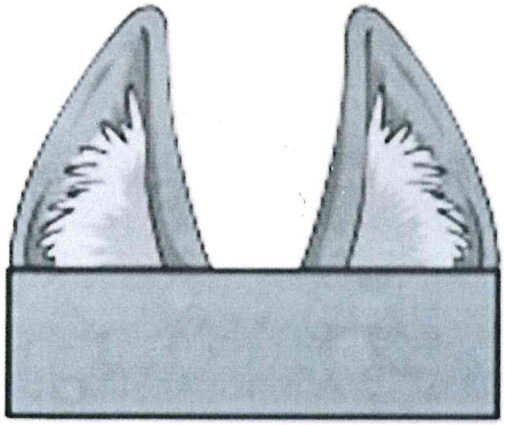

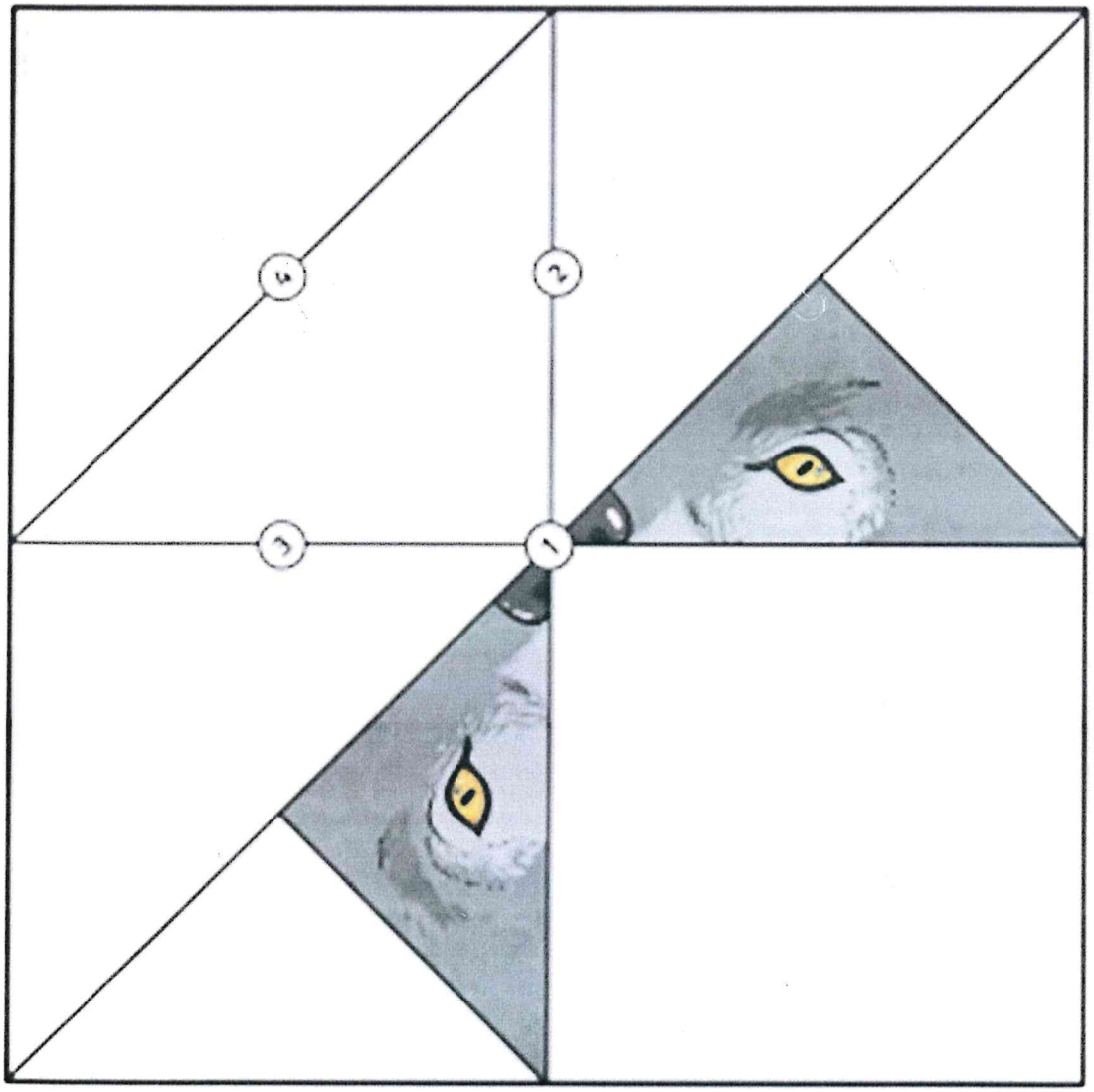
4
2
3
1

Day 3 English

Today we would like you to edit and improve these facts about wolves. You can edit them by using an interesting opener (hook the reader) and conjunctions to extend each sentence.

Openers	Conjunctions
Did you know that.....? *I bet you didn't know that...* *Are you aware that.....?* *Have you ever wondered....?* *Let me tell you....* *Another amazing fact is....* *I bet this is news to you.....* *Another fact is...*	***and*** ***but*** ***so*** ***because*** ***if*** ***or*** ***when***

1. *Wolves are carnivores.*
2. *Wolves run on their toes.*
3. *In a wolf's mouth there are 42 teeth.*
4. *Wolves are excellent swimmers.*
5. *Wolves live in packs.*
6. *Wolves are part of the dog family.*
7. *Wolves are wild animals.*
8. . *Wolves are nocturnal animals.*
9. *The strongest wolf is called the alpha.*
10. *A wolf can howl.*

Day 3 Maths – Reading Scales

Task 1: Look carefully at the balancing scales. How much does each item weigh.

TOP TIP: When the scales are balanced, it tells you the weight of the objects.

1. How heavy is the glove?
2. What would the weight of 4 gloves be?

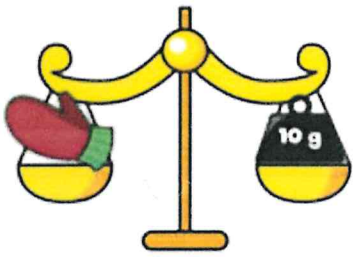

3. How heavy is the pencil?
4. What would 2 identical pencils weigh?

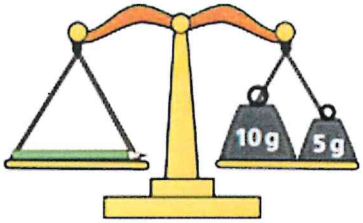

5. How heavy is the ruler? **Use 2x table**
6. How much would 2 rulers weigh?

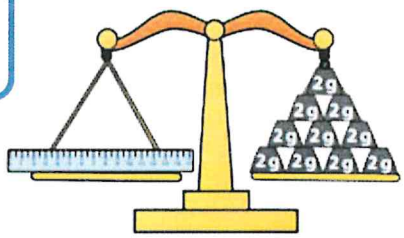

7. How heavy is the teddy? **Use 10x table**



8. How heavy is the apple?

9. How much does Amir weigh?

Use 5x table



10. If 2 spheres weight 20g, what does 1 sphere weigh?

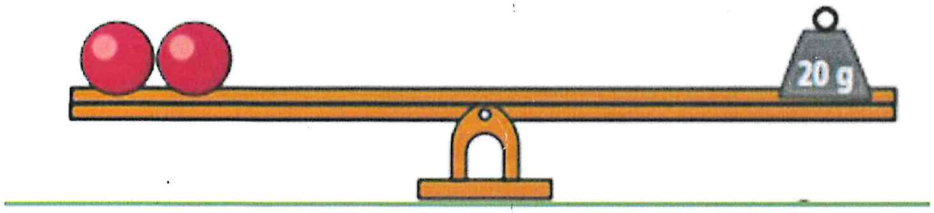

11. Which weights will balance the scales? **Can you find 2 different ways?**

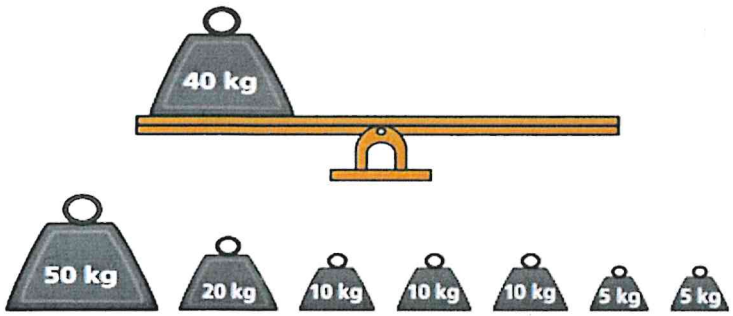

Merlin Time!

What is the mass of each barrel?

Barrel A = _____

Barrel B = _____

Barrel C = _____

Double the mass of A

Half the mass of A

Phonics Day 3

Common Exception Words (1)

Practise the words on this list using look, say, cover, write and check.

Hint: These words are tricky – you just need to learn how to spell them by practising! Look for words that share the same letter strings – this will help.

Look → Say → Cover → Write → Check

Word	1st try	2nd try	3rd try
wild			
climb			
mind			
kind			
find			
behind			
child			
children			
because			
eye			

Phonics Day 3

Challenge

Pick the correct word from your list to go in each sentence:

I bought my friend a present _____ it is his birthday.

I was late because I could not _____ my bag.

At lunchtime, the _____ went out to play together.

We played hide and seek and I hid _____ the door.

At the zoo, we watched the monkey _____ up a tree.

Can you make up your own sentences for three of the other words on the list?

Day 3 Reading

Subheadings: Subheadings are used to group information. Look at the given subheadings. Sort the sentences (facts) under the correct subheading.

What is a wolf?
Where do wolves live?
What do wolves eat?
Fun facts about wolves

Wolves are the largest members of the dog family. Our pet dogs are related to wolves which is why they look alike. Wolves have a longer snout, stronger jaws and larger teeth than a dog.
Wolves live in packs of up to 20 wolves. They live all over the world and can survive in hot and cold places like deserts and the North Pole.
Wolves hunt in packs by stalking and attacking old, sick or weak animals. They work as a team to single out the animal and then attack! I bet you didn't know that the most dominant wolf will eat first and the others have to wait until he or she is finished.
Wolves are carnivores, which means they eat meat. Wolves generally prefer larger prey such as deer, but will settle for something smaller, such as rabbits.
A wolf may eat only once in four days and can go as long as 2 weeks without a meal!
A wolf is a mammal which means it is a warm-blooded animal with fur. Wolves can grow to be 6ft in length that is the same size as a double bed!
Wolves run on their toes, which helps them to stop and turn quickly! They can run as fast as 35 mile per hour, but they get tired easily so can only run this fast for 5 minutes!
Wolves are excellent swimmers; their paws are slightly webbed so they can push through the water easily.
The paw of a dog is half the size as a paw of a wolf! They weigh on average 40kg, which is the same as 40 bags of sugar!

Challenge: What could the subheading be for this paragraph of writing?

Wolves like to live in family groups. These family groups are called '**packs**'. There are usually about 6 wolves in these packs but sometimes there can be as many as 30. The strongest male and female pairing lead the pack and are known as '**alphas**'.

Day 3: Wellbeing. Acts of Kindness.

Helping others is great to help us feel happy. It also makes the people around us feel happy and loved. Below are some ideas of AOK's (Acts of Kindness) See how many you can do. Every time you do one, give it a big tick. See if you can do at least one a day.

On a weekend, offer to help clean out the car.

Give someone a compliment.

Pick up litter and put it in the bin. (Wash your hands after.)



Write a thank-you note to someone.

Tidy away toys.

Offer to help an adult make dinner.

Help an adult out by folding some clothes.

Offer a hug to someone.

Fluff the cushions on a sofa.

Tell someone a joke to make them laugh.

Create a card for an adult you love to show them you care.

Show someone you appreciate them.

At home, wipe down the counter with a cloth.

Smile and say 'thank you' to someone.

Play a game with someone who is on their own.

My Own ideas			