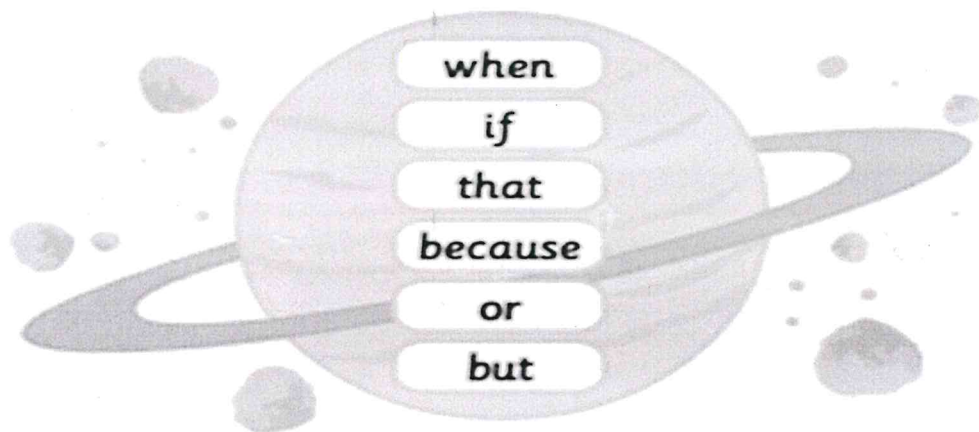


Day 3 English

Today we are going to log on to Education City and practice using conjunctions ready for tomorrow English lesson. You need to click on: **Space Camp**



Expand each sentence to add more detail.
Include a different word from the planet in each sentence.



1 Stig looked at Mars with his telescope.

2 The sky got dark.

3 The rocket launched.

4 The astronaut looked out the window.

5 The astronaut walked on the Moon.

6 The planet is cold.

Work in pairs to play the game.

Cut out the word cards and place them face down in front of you.

Each player should take one word card.

Players should write down a sentence including the word on their card.

Players score 1 point for using the word in the middle of a sentence.

Players score 2 points for using the word at the start of a sentence.

Players should keep selecting different cards, to write sentences.

The player with the most points wins.



when

if

that

because

or

but



Day 3 Maths – Estimating length

Today we are going to make our estimates even more specific.

Task 1:

You will have a picture and 3 options. Circle which estimate would be the best and most appropriate. Remember $1\text{m} = 100\text{cm}$.

Estimating



What's the best prediction for...
the length of a Galapagos tortoise

- a) 30cm
- b) 1m
- c) 7m



Estimating



What's the best prediction for...
the height of a tree

- a) 300m
- b) 200cm
- c) 25m



Estimating



What's the best prediction for...
the height of a door

- a) 3m
- b) 10m
- c) 100cm



Estimating



What's the best prediction for...
the length of a pitch

- a) 90m
- b) 10m
- c) 200m



Task 2: This time, you don't have any options to choose from. You must make your own estimate!

Estimating



What's the best prediction for...
the length of a bus



Estimating



What's the best prediction for...
the height of our school



Estimating



What's the best prediction for...
the **height** of a chair



Estimating



What's the best prediction for...
the **length** of the top playground



Merlin Time!

Merlin's Challenge:

Put the 4 children into height order...

smallest to tallest

- Lucy was taller than Katie but not as tall as Tim
- Gary was taller than Tim



1. _____

2. _____

3. _____

4. _____

Phonics Day 3


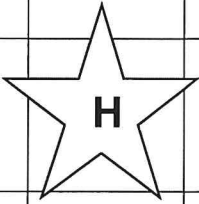
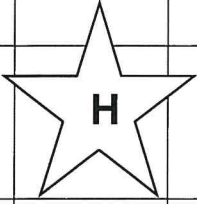
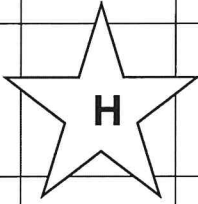
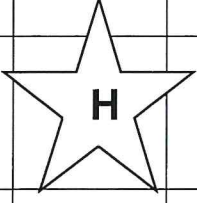

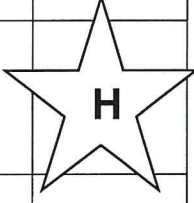
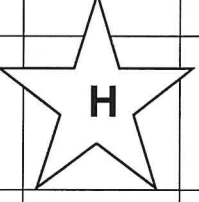
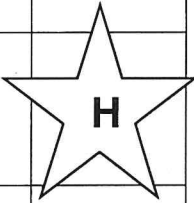
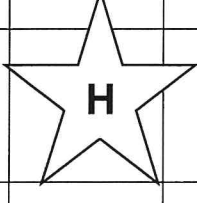
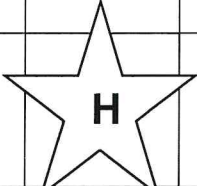
Homophone Hop Game

Instructions:

In pairs work your way around a board using a dice and counters. When you hit certain a star square, you have to take on the challenge of a homophone card. Someone will read out the card which will say, for instance, *Which spelling is required for 'their' in this sentence? "The children rushed to get their coats" ? Move an extra 5 spaces if you got it right.* You must identify the correct homophone by spelling it aloud or writing the correct spelling down. If you get it correct, you will move 5 spaces. If you do not, you stay where you are. The object of the game is to reach the finish line first.

Phonics Day 3

Finish!

84	83	82	81	80	79	
71		73	74	75	76	77
70	69		67	66		64
57	58	59	60	61	62	63
56	55		53	52	51	50
43		45	46	47	48	
42	41	40	39	38	37	36
29		31	32	33	34	35
28	27	26	25	24	23	
15	16		18	19	20	21
14	13	12	11	10	9	8
1	2	3		5	6	7

Start

Phonics Day 3

<p>Which spelling is required for 'their' in this sentence? The children rushed to get their coats. Move an extra 5 spaces if you got it right.</p>	<p>Which spelling is required for 'there' in this sentence? My bag is over there. Move an extra 5 spaces if you got it right.</p>
<p>Which spelling is required for 'they're' in this sentence? They're working hard. Move an extra 5 spaces if you got it right.</p>	<p>Which spelling is required for 'their' in this sentence? The pigs were walking around in their sty. Move an extra 5 spaces if you got it right.</p>
<p>Which spelling is required for 'there' in this sentence? There is a hair in my food. Move an extra 5 spaces if you got it right.</p>	<p>Which spelling is required for 'they're' in this sentence? They're not doing it the right way. Move an extra 5 spaces if you got it right.</p>
<p>Which spelling is required for 'their' in this sentence? Their classroom was very untidy. Move an extra 5 spaces if you got it right.</p>	<p>Which spelling is required for 'there' in this sentence? Look over there behind the cupboard. Move an extra 5 spaces if you got it right.</p>
<p>Which spelling is required for 'they're' in this sentence? They're about to go out to the cinema. Move an extra 5 spaces if you got it right.</p>	<p>Which spelling is required for 'there' in this sentence? There is not enough food to go around everybody. Move an extra 5 spaces if you got it right.</p>
<p>Which spelling is required for 'there' in this sentence? There is nowhere to sleep quietly. Move an extra 5 spaces if you got it right.</p>	<p>Which spelling is required for 'they're' in this sentence? Listen to them! They're very noisy! Move an extra 5 spaces if you got it right.</p>

Phonics Day 3

<p>Which spelling is required for 'too' in this sentence? I want some chocolate too! Move an extra 5 spaces if you got it right.</p>	<p>Which spelling is required for 'two' in this sentence? I have got two feet. Move an extra 5 spaces if you got it right.</p>
<p>Which spelling is required for 'to' in this sentence? She walked to the shed. Move an extra 5 spaces if you got it right.</p>	<p>Which spelling is required for 'too' in this sentence? Would you like a walk too? Move an extra 5 spaces if you got it right.</p>
<p>Which spelling is required for 'two' in this sentence? It took two hours to get there. Move an extra 5 spaces if you got it right.</p>	<p>Which spelling is required for 'to' in this sentence? He wanted to go outside. Move an extra 5 spaces if you got it right.</p>
<p>Which spelling is required for 'too' in this sentence? There was too much food. Move an extra 5 spaces if you got it right.</p>	<p>Which spelling is required for 'two' in this sentence? It was two miles from my Granny's house. Move an extra 5 spaces if you got it right.</p>
<p>Which spelling is required for 'to' in this sentence? I am going to have a bath. Move an extra 5 spaces if you got it right.</p>	<p>Which spelling is required for 'too' in this sentence? I was too tired for football. Move an extra 5 spaces if you got it right.</p>
<p>Which spelling is required for 'two' in this sentence? I had two burgers for tea. Move an extra 5 spaces if you got it right.</p>	<p>Which spelling is required for 'to' in this sentence? He went to hug his mum. Move an extra 5 spaces if you got it right.</p>



Sunday 2nd Sep. 10am
Pepys tells King Charles
about the fire.




Tuesday 4th Sep 8pm
St Pauls catches fire



Mon 3rd Sep. 11am
Streets are crowded
with carts as People flee
the fire with their
things.



Sunday 2nd Sep. 1am
Fire starts in Thomas
Farriner's bakery



Monday 3rd Sep. 9pm
Houses are pulled down
to stop spread of fire.



Sunday 2nd Sep. 7am
300 houses burn.
People start to flee to
river.



Thursday 6th Sep.
Pepys wakes to fire is
is extinguished.



Tuesday 4th Sep. 6am
Houses are blown up with
gunpowder to make a fire
break..



Wednesday 5th Sep.
Fire begins to die out.
People gather in
countryside

Day 4 English

Developing from our work from yesterday with conjunctions. Can you edit and improve these facts about wolves? Remember to tell the reader more.

Extension: You could also improve them by changing the openers. You could use: Did you know....? I bet you didn't know...? Let me tell you.....

and	but	so
because	when	if

1. Wolves are carnivores.

2. Wolves have sharp teeth.

3. Wolves have a great sense of smell.

4. A wolf can howl.

5. Wolves live in a den.

6. A baby wolf is called a pup.

7. Wolves hunt in packs.

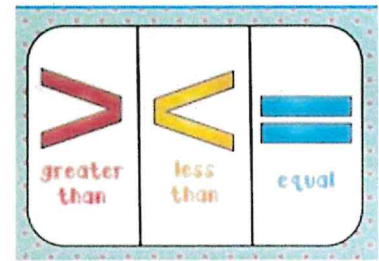
8. The wolf in charge of the pack is called an alpha.

Challenge: Can you write some of your own sentences using a range of conjunctions?



Day 4 Maths – comparing length

Remember, we can compare numbers using these symbols:



THEY WIDEN TO THE GREATER VALUE! E.g. $16 > 8$. It opens to 16 because it is a larger number.

We also know that $100\text{cm} = 1\text{m}$. So, knowing all of this, we are going to compare lengths using the $>$ $<$ and $=$ symbols.

Top Tip: Look at units of measure e.g. cm or m. It could change the symbol you use!

Task 1:

Use the words 'shorter than, longer than and the same' as for the first 5 questions.

1. 23cm is _____ 41cm
2. 78m is _____ 78 metres
3. 76cm is _____ 67cm
4. 51cm is _____ 51m
5. 43m is _____ 34m

Task 2:

Use the symbols to compare the lengths:

6. 45cm _____ 28cm
7. 87cm _____ 1m
8. Thirty six cm _____ 36cm
9. 2m _____ 164cm


10. 18cm _____ 18m
11. 200cm _____ 2m
12. 1m _____ 102cm
13. 78cm _____ 7 x 10cm
14. 5 x 2m _____ 1 x 10m
15. $\frac{1}{2}$ m _____ 35cm
16. $8 + 7m$ _____ $8 + 7$ cm

Task 3:

Merlin Time!



A green pencil is twice as long as a blue pencil.



Using this, complete the statements using **longer than**, **shorter than** or **equal to**.

17. 3 green pencils are _____ 2 blue pencils
18. 2 green pencils are _____ 5 blue pencils
19. 4 green pencils are _____ 8 blue pencils

Phonics Day 4

Year 2 Common Exception Words

door	should	old	father
floor	would	cold	class
poor	who	gold	grass
because	whole	hold	pass
find	any	told	plant
kind	many	every	path
mind	clothes	great	bath
behind	busy	break	hour
child	people	steak	move
children	water	pretty	prove
wild	again	beautiful	improve
climb	half	after	sure
most	even	fast	sugar
only	money	last	eye
Mrs	Christmas	even	everybody
both	Mr	past	could
parents			

Fiction






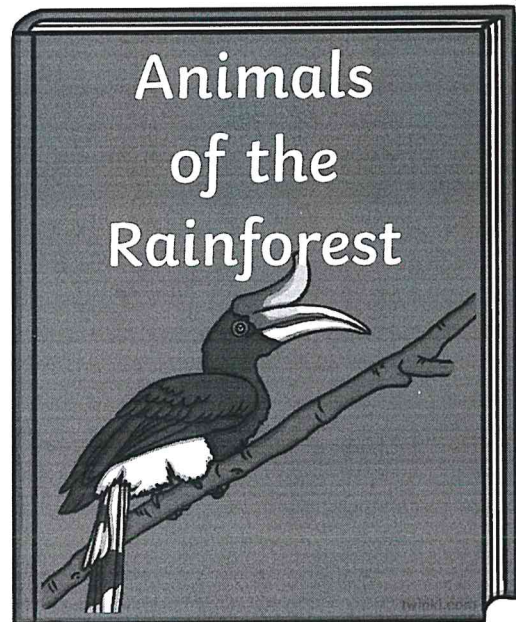

Reading Day 4

Non-Fiction



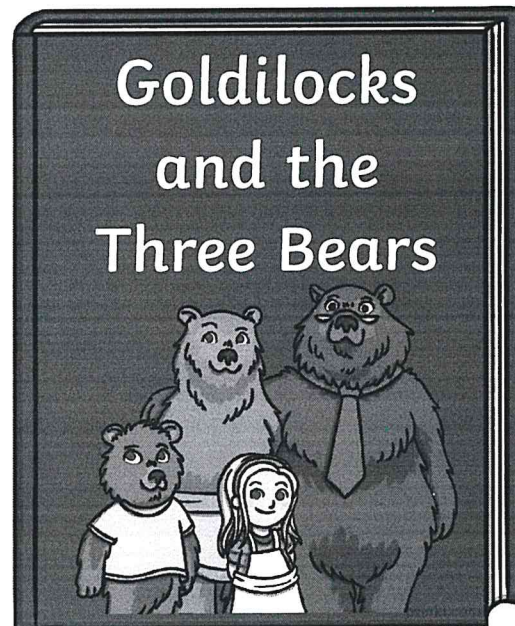





visit [twinkl.com](https://www.twinkl.com)





Reading Day 4



Reading Day 4



Reading Day 4



Day 4: Wellbeing

This week we would like you to make wishes! What do you wish for after the lock down? What would you love to do? Where would you like to go? Who would you love to see?



1. Find a container to put your wishes in. It could be a jar, a box or even a tin. Decorate the outside of your box and label it – My Wishes.
2. Cut out the shapes or make your own.
3. Write a wish on each one then pop it in your box.

Hopefully, you will be able to make your wishes come true very soon!

I wish that...

I wish that...

I wish that...

I wish that...

I wish that...

I wish that...

Day 5 English

We want to find out what you have learnt about wolves this week. We would like you to write some facts about wolves.

WALT: To teach the reader information about wolves

Steps to success:

- Each sentence must be factual (not made up)
- Punctuate each sentence- capital letters and full stops
- Conjunctions- to extend your sentences
- Read your work back and check it makes sense.

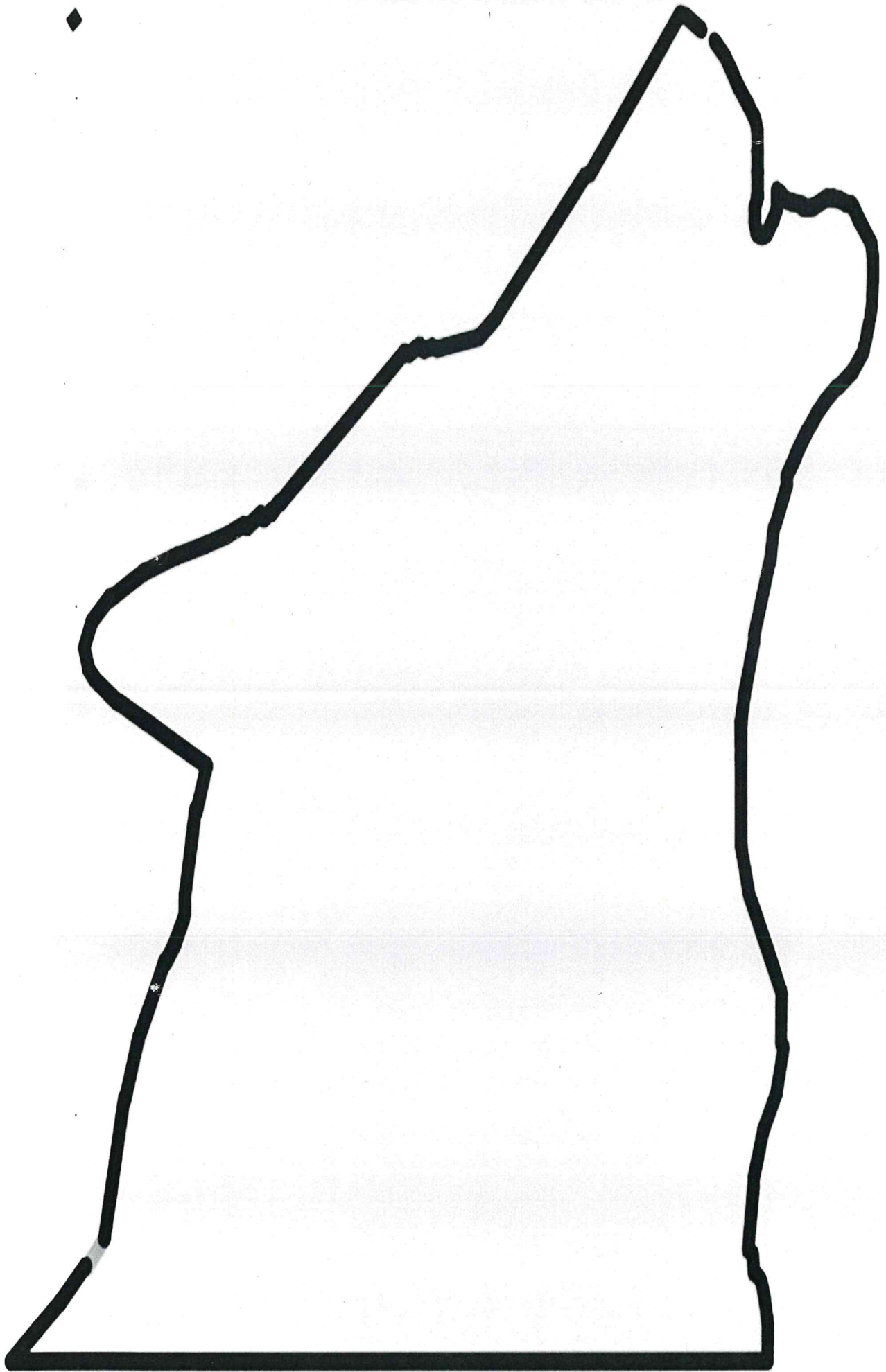
You can choose how to organise your information and then next week we will use these facts to write our own non-chronological report about wolves. You could make a fact file, a mini book, a poster, or a PowerPoint all about wolves. There are some writing frames available in this pack should you wish to use these, but you can be as creative as you want Year 2.


Research links:

You could find out some of your own facts and research by researching wolves online.

<https://www.coolkidfacts.com/wolf-facts/>

<https://kids.nationalgeographic.com/animals/mammals/gray-wolf/>



[illegible]

[illegible]

Spot Mr Whoops' Mistakes

Mr Whoops is a little bit clumsy...OK, OK, he's a lot clumsy! Even though he's really trying hard with his writing, he's still accidentally misspelt 14 of his Y1/Y2 common exception words. Can you spot his mistakes?

Highlight them in the passage of text.

Could you then correct the words at the bottom of the sheet and create a list for Mr. Whoops to practise?



Activity 2:

After schul, Msr Jones from down the road takes em and my frend to the park. I love to clime really high on the climbing frames with the other childrun. Once, a cheld didn't howld on like you shud so eh fell from the very top and all the way to the flur! His farthr had to take him to the doctors and sed he wasn't allowed to play outside for a howl week until his injured arm had healed.

Mr. Whoops needs to practise these words:

[illegible]


Emperor Penguins

Do you want to be an expert on emperor penguins? Yes? Then read on to find out more.




Where do they live?

Emperor Penguins are large birds who live in Antarctica. Antarctica is a very cold place.



What do they look like?

Emperor penguins are large. They are as large as a 7 year old child. What a tall bird! Adults are black, white, yellow and orange. Babies are grey and fluffy.



Reading Day 5

What do they eat?

Penguins eat fish, krill and squid. Mother penguins spit food into babies mouths. How strange!



Questions

1. Where do emperor penguins live?

2. Is Antarctica a hot place or a cold place?

3. What colours is an adult penguin?

4. What does a baby penguin look like?

5. What do penguins eat?

Day 3 Topic. Timeline of events in the Fire of London.

This map shows the part of London that was affected by the fire in September 1666.



The fire lasted for 4 days. Find out what happened here:

https://www.youtube.com/watch?v=LWRx1bjClgY&list=UU8aPNj-JGlpPgR0Wu9c1_dw&index=17

Next, cut out the pictures and stick them in the correct order for when they happened.

Then play The Fire of London game to learn more about the fire:

<http://www.fireoflondon.org.uk/game/>