THE MAYNOR First School

Knowledge and Creativity

YEAR 2 – Week 7

Home Learning Pack

Endeavour Schools Trust

Day 1	Day 2	Day 3	Day 4	Day 5
English	**English**	**English**	**English**	**English**
Main focus: sorting fiction and non-fiction. We are now moving on to learning about non-fiction texts in our English lessons. **Task 1:** Now let's find out some facts about wolves. Read the non-fiction book- All about wolves. **Task 2:** Can you sort the sentences about wolves into fact or fiction? Remember, facts tell the reader real information and fiction is made up (fictional- story language) **WATCH YOUR YEAR 2 TEACHER'S TAPESTRY VIDEO FOR SUPPORT.**	**Main focus: answering questions about a text.** Today you are going to read a non-fiction text all about wolves and use your retrieval skills to find the answers in the text. What do you notice about the layout of the text? Can you spot the heading, sub-headings, and photographs? Now read the text and answer the questions in full sentences. **WATCH YOUR YEAR 2 TEACHER'S TAPESTRY VIDEO FOR SUPPORT.**	**Main focus: compound sentences** Education city: Space camp Let's have a look how to use conjunctions to tell the reader more. There are two activities you can do after playing the game 1. Extend the sentences. 2. Use the conjunction cards to write your own sentences. **WATCH YOUR YEAR 2 TEACHER'S TAPESTRY VIDEO FOR SUPPORT.**	**Main focus: using conjunctions to extend sentences.** Can you extend these simple sentences into compound sentence? Can you use a range of different conjunctions? **and, but, so, because, when, if, or** Extra challenge: Can you improve the sentence further by changing the openers? Did you know….? I bet you didn't know…. Let me tell you… **WATCH YOUR YEAR 2 TEACHER'S TAPESTRY VIDEO FOR SUPPORT.**	**Main focus: Independent writing task** We want to find out what you have learnt about wolves this week. You can choose how to organise your information and then next week we will use these facts to write our own non-chronological report about wolves. You could make a fact file, a mini book, a poster or a PowerPoint all about wolves. You could find out some of your own facts and research by researching wolves online. *https://www.coolkidfacts.com/wolf-facts/ *https://kids.nationalgeographic.com/animals/mammals/gray-wolf/ **Upload this work to tapestry for your teacher to provide you feedback.**

Maths	Maths	Maths	Maths	Maths
Starter: TT Rockstars – practise your times tables. **NEW TOPIC:** **Measures – Length** Today, we are starting a new topic all about measures. We will start by focussing on length (how long something is). **Task 1:** Look at each object and write how long it is . **Task 2:** The objects don't start at 0cm! Can you measure the length of these objects? **Merlin Time!** Look at the measurements and draw a line that length. Remember to start at 0cm. **WATCH YOUR YEAR 2 TEACHER'S TAPESTRY VIDEO FOR SUPPORT.**	**Starter:** Google 'Daily 10' and play a game of your choice. **Measures – Lesson 2** **Measuring in metres (m)** When we want to measure objects that are slightly longer or taller, we measure in metres. **REMEMBER… 100cm = 1m** **Task 1:** Look at the objects on the sheet and decide if they would be measured in cm or m. **Task 2:** Find some items around your home and estimate whether they would be longer or shorter than a metre. If you have a tape measure at home, you could have a go at actually measuring the object.	**Starter:** TT Rockstars – practise your times tables. **Measures – Lesson 3** **Estimating Length** Today, we're making our estimates even more specific. You have a picture and 3 options. Circle the one which would be the best estimate. **REMEMBER… 100cm = 1m** Top Tip: If you have a tape measure at home, measure out 1m to use as a guide when making your estimates. **Merlin Time!** Solve the smallest to tallest height riddle. **WATCH YOUR YEAR 2 TEACHER'S TAPESTRY VIDEO FOR SUPPORT.**	**Starter:** Google 'Daily 10' and play a game of your choice. **Measures – Lesson 4** **Comparing Length** Complete the sheet comparing lengths using the > < and = symbols. **Top Tip**: THEY WIDEN TO THE GREATER VALUE E.g. 34cm > 15cm Make sure you check the units of measure as it could change the symbol you use. **3m is a lot longer than 56cm.** **WATCH YOUR YEAR 2 TEACHER'S TAPESTRY VIDEO FOR SUPPORT.** **Upload this work to Tapestry for your teacher to provide you feedback.**	**Measures – Lesson 5** Consolidate yesterday's learning, by playing the following game on Education City: **WATCH YOUR YEAR 2 TEACHER'S TAPESTRY VIDEO FOR SUPPORT.**

Year 2 Home Learning – Week 7

Reading and Phonics	**Reading and Phonics**	**Reading and Phonics**	**Reading and Phonics**	**Reading and Phonics**
Phonics: Homophones Watch BBC bitesize there, their and they're and complete the worksheet adding in the correct homophone. https://www.bbc.co.uk/bitesize/topics/zqhpk2p/articles/z3cxrwx **Reading for pleasure** Choose a book of your choice. Why not choose a non-fiction book this time and record yourself reading it or sections of it? Upload your recording onto tapestry. We would love to hear you read.	**Phonics: Homophones** Watch the you tube clip recapping what a homophone is. Homophones are words that sound the same but have different meanings. https://www.youtube.com/watch?v=w0jwQqM3Gqk Play the online game 'word frog' Choose the homophones section. https://www.arcademics.com/games/frog **Reading** Fiction vs Non-Fiction Read through the power point in your packs. Complete the fiction vs non-fiction worksheet.	**Phonics: Homophones** Watch BBC bitesize to, too and two. You may want to watch their, there and they're if you need to. https://www.bbc.co.uk/bitesize/topics/zqhpk2p/articles/zc4jpbk Play Homophone Hop Game. Instructions of how to play are in your packs. **Reading** **Education City** Activity: Reading Exploring and information book. Complete the Education City activity **Wilderness Pasture** which can be found in:- **English – Year 2 – Activities – Reading – Wilderness Pasture**	**Phonics: Common Exception Words** Use the common exception word list in your pack and either play a game of bingo with your family or practise reading the words and writing them down. **Reading** Sort the book titles into fiction and non-fiction.	**Phonics: Common Exception Words** Mr Whoops is a little bit clumsy. He has accidently misspelt 14 of his common exception words. You need to highlight his mistakes and create a list for Mr Whoops to practise. Use your common exception word list from yesterday to check you have spelt the words correctly. **Reading Comprehension** Read the Emperor Penguins text and answer the questions. Remember to answer in full sentences

Topic				
Lesson 1: Science **Alive, Dead, Never Alive** Find out how to tell the difference between things that are alive, not alive and have never been alive. Is it alive? - BBC Bitesize Play the Education city activity. Sort the pictures into Dead, alive or never alive.	**Lesson 2: PHSE** **Why is exercise important to humans?** Watch the clip (see lesson) Draw 3 things that you could do to be physically active. Fill in the blanks. Time yourself doing exercise and find how your body feels.	**Lesson 3: Topic** **Timeline of events in the Fire of London.** Learn about how the fire happened and where it spread. https://www.youtube.com/watch?v=LWRx1bjClgY&list=UU8aPNj-JGlpPgR0Wu9c1_dw&index=17 Order the events of the fire. Then play the game: http://www.fireoflondon.org.uk/game/ In colour at the back of pack	**Lesson 4: Wellbeing** **Wishes box.** Make a wishes box and decorate it. Fill it with wishes for after lockdown. What do you wish for?	**Lesson 5: PE** This week for PE, we'd like you to go onto Tapestry and watch Jordan's 3 PE videos and take part in his challenges!

PE activities: Choose 1 to do a day to keep yourself fit and active
Cosmic kids- https://www.cosmickids.com/
Kidz bop dancing: https://kidzbop.co.uk/
Super movers- *https://www.bbc.co.uk/teach/supermovers/ks1-maths-number-bonds-with-martin-dougan/zf6cpg8*
Just dance kids on YouTube- *https://www.youtube.com/watch?v=f3XyYOLfTU4*
Go noodle- dances on YouTube- *https://www.youtube.com/watch?v=KhfkYzUwYFk*
Yoga- *https://www.youtube.com/watch?v=4q252Wnp4oM*

Continuous Learning:

- Read with adult- books from home or https://www.oxfordowl.co.uk/for-home/find-a-book/library-page/
- TT Rockstars/Leapfrog practise- use your login to practice your times tables https://ttrockstars.com/
- Maths- number facts- https://www.topmarks.co.uk/maths-games/hit-the-button

Year 2 Home Learning – Week 7

- Handwriting- https://www.ictgames.com/mobilePage/skyWriter/index.html
- Spelling practise- https://www.ictgames.com/littleBirdSpelling/ Practice your year 1 and 2 common exception word spellings .
- Phonics- practise your phase 3 and 5 phonics sounds https://www.ictgames.com/mobilePage/soundSayer/index.html
  https://www.phonicsplay.co.uk/resources/phase/5

Day 1 English: To read.



What's That Sound?

Arrooooooo!

There's a lonely howl in the distance. Then more voices join in. The chorus of howls sends a shiver down your spine.

What's making this spooky sound?

Wolves!

Wolves All Around

Wolves are found all over the world. They live in hot places like deserts. They also live in cold places like the North Pole.

The most common wolf is the gray wolf.

There are more than 30 kinds of gray wolves. And they are not just gray. They are brown, black, tan, and white, too.

Three Kinds of Gray Wolves

Iberian Wolf

Arctic Wolf

Timber Wolf

Wolves and Dogs

Wolves are the largest members of the dog family. Foxes, coyotes, jackals, wild dogs, and domestic dogs are also members of this family.





Our pet dogs are relatives of the gray wolf. That's why they look alike.

Word bite

DOMESTIC: Tame and kept by humans

Q What did the wolf say to his friend?

¿Qué dijo el lobo?

A

But wolves and dogs are different in several ways.

Wolves have a longer snout, stronger jaws, and larger teeth. Dogs have a rounder head and shorter legs.

The biggest difference is that dogs like to be around people, and wolves would rather be around other wolves.

Pack Life

Wolves live in family groups called packs. A pack includes a male and female wolf, their young, and a few wolves that have joined from other packs.



Every day they grow bigger and stronger. At about three weeks old, the pups leave the den to explore.

Word bite

LITTER: A group of animals born at one time

DEN: A hidden place in a cave or underground where animals live

When the pups are bigger, other wolves in the pack care for them, too. They bring the pups food. They also babysit them while the rest of the pack is hunting.

Q What do you call a lost wolf?

A A wolf-ster

Wolf pups start hunting with the pack when they are six months old. When young wolves are two to three years old, they leave to form their own packs.

8 Wolf Wonders

Q How do wolves eat?

A They wolf down their food!

1

Pups open their eyes when they are about two weeks old.

2

A wolf's sense of smell is about 100 times greater than a human's sense of smell.

3

Newborn pups can't keep themselves warm. They need mom for body heat.

4

Each wolf has its own howl, which sounds different from the howl of other wolves.

5

Wolves usually won't hunt outside their own hunting grounds.

6

Most pups were born black as a result, adult pups a lot on a piece of the pelts or fur.

7

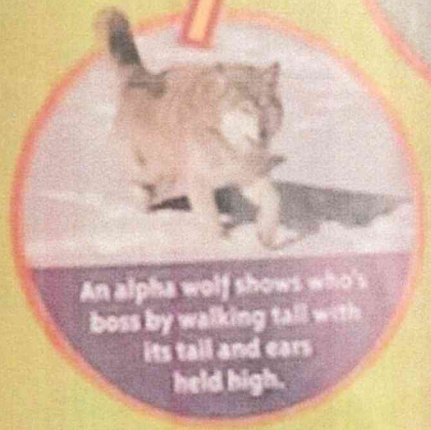

An alpha wolf shows who's boss by walking tall with its tail and ears held high.

8



Wolves roam long distances – as far as 12 miles in one day!

Fewer Wolves

Wolves rarely attack people. They are afraid of them. But wolves do attack farm animals. Mostly for this reason, people have killed millions of wolves. So many wolves were killed that there were no longer any wolves in a lot of places.

Furs of wolves killed by hunters



Today there are about 100 red wolves living in the wild.

Some people worried that wolves might become extinct. So they decided to help.

They passed laws to protect wolves. Today wolves are returning to many places

Word bite

EXTINCT: A group of animals no longer living

Day 1 English

Today we are going to start learning about Non-fiction texts. We are going to continue learning about the amazing mammals.....wolves!

First, we are going to read the information book about wolves. What new facts can you find out?

You can listen to the book here: www.youtube.com/watch?v=9QGvXb6L0pM



Fun facts I have found out:

_____

_____

_____

_____

_____

_____

_____

_____

_____

_____

_____

Task 2: Now can you sort the sentences about wolves into fictional or non-fiction.

Top tip: Remember fictional (story language- made up), non-fiction (factual information)

Fiction Fictional texts are texts made up by an author that are not true. 	**Nonfiction** REAL books that tell, inform, teach, and explain. 

A wolf's hearing is twenty times better than a human. This helps the animal to be able to hunt for its prey.	A wolf's howl is used so it can communicate to other wolves. A single wolf's howl can be heard up to 6 miles away!
Once upon a time in a far away land there lived a huge, hairy wolf who was always up to no good.	Did you know at the end of a wolf's muzzle it has an amazing nose? Its sense of smell is 100 times better than a human's sense of smell. This helps the wolf sniff out its next meal.
Wolves live in packs of up to 20. They live all over the world and can survive in hot and cold places like deserts and the North Pole.	Wolves are the largest members of the dog family. Wolves have a longer snout, stronger jaws and larger teeth than a dog.
One day the big, bad wolf quickly skipped along the path toward Grandma's house.	Suddenly the wolf panicked because LRRH was heading towards the house. He quickly put on Grandma's clothes and jumped into bed.
LRRH said "Grandma, what big eyes you have?" The wolf replied "All the better to see you with!"	Wolves are carnivores, which means they eat meat. Wolves like to eat larger prey such as deer, but will settle for something smaller, such as rabbits or mice.

Day 1 Maths – measuring in centimetres (cm)

How long is each item? Write down its length next to each picture.

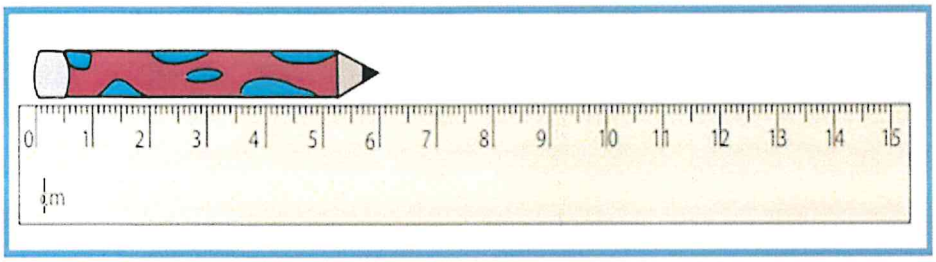

cm



cm

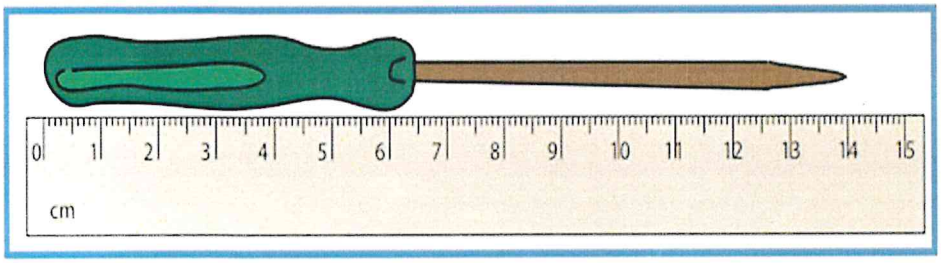

cm



cm

Now have a go at these ones. None of the pictures are at the start of the ruler so how am I going to measure them?

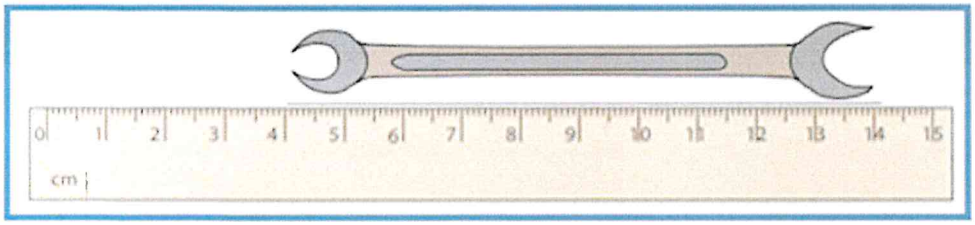

cm

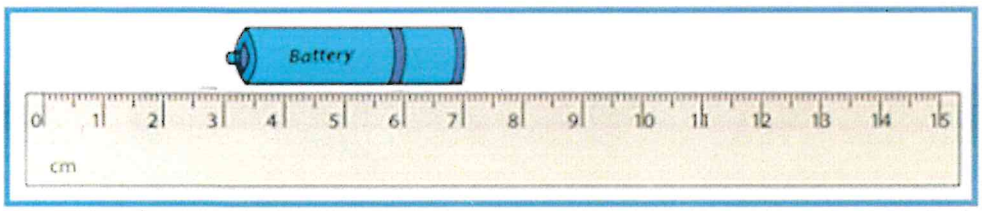

cm

Merlin Time:

Look at the measurement below. Draw a line that length next to it.

5cm =

8cm =

12cm =

15cm =

Phonics Day 1

Homophones Practice: They're, There and Their

Complete these sentences using the correct homophone. The first three have been done for you.

1. "Look at the beautiful rainbow over <u>there</u>!" gasped Lydia.
2. The one with the white fence is <u>their</u> house.
3. Do you think <u>they're</u> hiding?
4. Put the book over _____ on the shelf.
5. _____ bus was running late.
6. The cold wind made _____ teeth chatter.
7. Could they be in _____?
8. Blue sweets are the best; _____ my favourites.
9. Ava and Lucas put _____ hands up at the same time.
10. Are you sure _____ not real?
11. The new teacher got _____ books in a muddle.
12. I went _____ last summer too!
13. Is _____ a doctor anywhere near?

Day 1 Science

Find out how to tell the difference between things that are alive, not alive and have never been alive.

Watch:: Is it alive? - BBC Bitesize

1. Play the Education City Activity.
2. Sort the pictures into

Alive Dead Never Alive

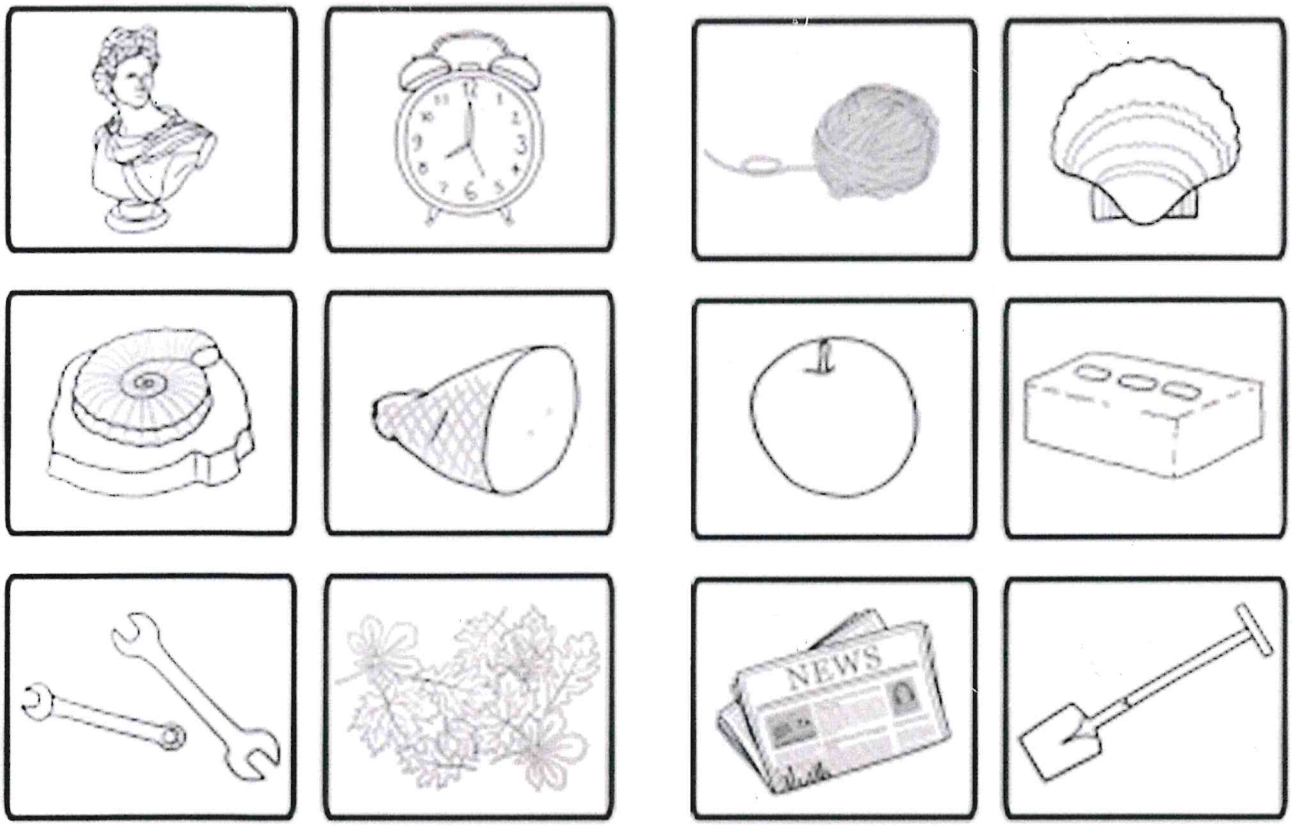



Alive	Dead	Never Alive

Add your own ideas if there is room.

Day 2 English

Today we are going to continue finding out facts about wolves and use our reading skills to answer questions about the text. We will be using our VIPER skill of Retrieval (find the answer in the text).

Wolves

Big Facts

- Wolves are fast runners. They can reach speeds of 40mph to chase prey.
- Wolves are amazing hunters and they have a very keen sense of smell and hearing.
- Wolves live and hunt in groups called packs.
- Most wolves weigh about 40kg.
- Wolf pups are born blind and deaf.

What do they eat?

Wolves are carnivores, they eat animals. Wolves that hunt alone catch small animals like rabbits, hares and squirrels. But a pack of wolves can catch very big animals such as moose, caribou and elk. They also eat small amounts of fruit and berries when they are in season. Arctic wolves in particular have to travel very far to hunt for food.

Where do they live?

The grey wolf comes from remote areas of Europe, Asia and North America. Wild red wolves only live in the United States of America. Wolves can live in a variety of habitats including woodlands, grasslands, forests and deserts. They can survive in very cold and hot temperatures, from -50°C to 40°C!



Similarities and Differences

There are two well-known species in the world, the red wolf and the grey wolf (known as the gray wolf, timber wolf or western wolf), and a third debated species, the Ethiopian wolf. Red wolves are smaller than most grey wolves, have pointier faces and a howl that is more screechy and higher in pitch. Wild red wolves are an endangered species,but only some types of grey wolves are. There are then five subspecies of the grey wolf including the Mexican wolf and Arctic wolf. Arctic wolves are white and so blend in with snow in their natural habitat. Wolves are usually black, white or grey but can also be red, brown and grey-brown. They may look similar to dogs, but wolves think and act in very different ways.



Remember to read each question carefully and find the answer in the text.
When answering the questions make sure you write in full sentences Year 2.

Wolves Questions

1. What family do wolves belong to?

2. What are wolves good at?

3. What is surprising about wolf pups when they are first born?

4. Where does the grey wolf come from?

5. What temperatures can wolves survive in?

6. Which animals do wolves hunt alone?

7. Which animals do wolves hunt as part of a pack?

8. Explain two differences between the grey and red wolf.

9. What colours are wolves?

Day 2 Maths – measuring in metres (m)

Cut and stick the objects below into the correct circle. Which objects would you measure in centimetres (cm) and which ones would you measure in metres (m)?

Remember = 100cm = 1m.

cm

m

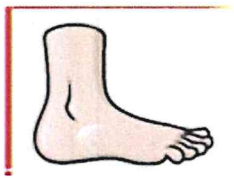



Job 2:

Objects that are longer or taller, need to be measured in metres. Your next job is to identify items in school or at home. Put them into your table and estimate whether they are longer or shorter than a metre. If you have any measuring tape or rulers at home, you can then have a go at measuring them too. Look at my example below:

Object	**Estimate – longer than a metre or shorter**	**Challenge: Actual Measurement**
Desk	Longer than a metre	1 metre and 15 centimetres.

Reading Day 2

Fiction vs Non-Fiction

What's the Difference?

Fiction Books contain made up stories.

Non-Fiction Books contain true facts and information.

Reading Day 2

Features of a Fiction Book

"Fiction" books are filled with made up stories, created from the imagination of the author. They are not real and sometimes they even include talking animals! Fiction books will usually include these features:

- Not real
- Tells a story
- Characters and setting
- Illustrations
- Problem and solution
- Should be read in order

Reading Day 2

Examples of Fiction

There are many different kinds of fiction books and texts. These are just some of the different examples:

- Fairy Tales and Nursery Rhymes
- Picture Story Books
- Chapter Books
- Novels

Reading Day 2

Features of a Non-Fiction Book

"Non-fiction" books are based in fact, they give the reader information and help us to learn more about different things. Non-fiction books will usually contain these features:



- **Real facts**
- **Gives information**
- **Contents page**
- **Glossary**
- **Index**
- **Headings and sub-headings**
- **Diagrams with labels**
- **Photographs**

Fun Fact:
Did you know that non-fiction books do not need to be read in order?

Reading Day 2

Examples of Non-Fiction

There are so many different kinds of non-fiction books and texts. These are just some of the different examples:

- Dictionary
- History Books
- Animal Nature Books
- General Knowledge and Trivia
- Science Books
- Travel Books
- Art Books
- Biographies and Autobiographies

Fun Fact:
Non-Fiction isn't just for books either. Documentaries are another good example of Non-Fiction.



Reading Day 2

Fiction vs Non-Fiction

Do these text features belong to Fiction or Non-Fiction texts? Cut, sort and stick them into the chart.

Fiction	Non-Fiction

Reading Day 2

glossary	not real	characters	photographs
beginning, middle, end	index page	animals can talk	problems and solution
facts	setting	contents page	should be read in order
headings and sub-headings	does not need to be read in order	labels	gives information
tells a story	illustrations	read for fun	diagram

Day 2 PHSE: Why is exercise important to humans?

Last week in science we looked at the basic needs of animals, but humans are different because they need exercise to keep them healthy too.

Find out how many reasons kids need exercise:
https://www.bing.com/videos/search?q=why+is+excercise+so+important+ks1&ru=%2fvideos%2fsearch%3fq%3dwhy%2bis%2bexcercise%2bso%2bimportant%2bks1&view=detail&mid=634A3AC5F65C8DDD1D79634A3AC5F65C8DDD1D79&&FORM=VDRVRV

1. **Draw some pictures that would help someone live an active lifestyle.**

_____ _____ _____

2. **Fill in the gaps using the words below**

Humans need exercise because it keeps their heart_____.

Exercise makes your muscles _____.

It uses up calories and keeps your body_____.

When you exercise your body feels_____.

Your heart beats _____ and you breathe more _____.

fit **faster** **quickly** **stronger** **healthy** **tired**

3. Now have a go at timing yourself doing different types of exercise for 1 minute using the table. Notice how your body feels afterwards. Remember to warm up first and do some stretches before and after your exercise.

Exploring the effect of exercise

Exercise	How many did you do in a minute?	What happens to your body?
Star jumps		
Frog jumps		
burpees		
Hop on one leg		